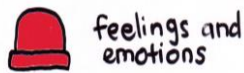


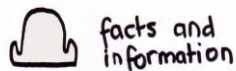
ACTIVITY

Six Hat Thinking

As a class, use Edward De Bono's *Six Hat Thinking* to explore the issues raised in the *BTN Koalas in Decline* story. Make your own coloured hat cut-outs and place on the floor. Students will take it in turns answering questions in relation to what they already know about the issue, what they have learned from the *BTN Koalas in Decline* story and what they want to learn further about the topic. Ask students the following questions:




How did the *Koalas in Decline* story make you feel?




What do you know about koalas?
What have you learnt from the story?



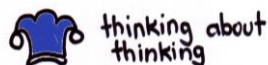
What are some of the positives that you learnt from the story?



What are some of the negatives or challenges that you learnt from the story?



Why is it important to raise awareness about the issue? Think of ways to raise awareness about the issue.



What questions were raised during this activity?
What do you want to learn further about this topic?

ACTIVITY

Glossary

Brainstorm a list of words that relate to the *BTN Koalas in Decline* story. Use these words to make your own sentences about the issue. Consider using pictures and diagrams to illustrate the meaning and create your own glossary. Here are some words to get you started.

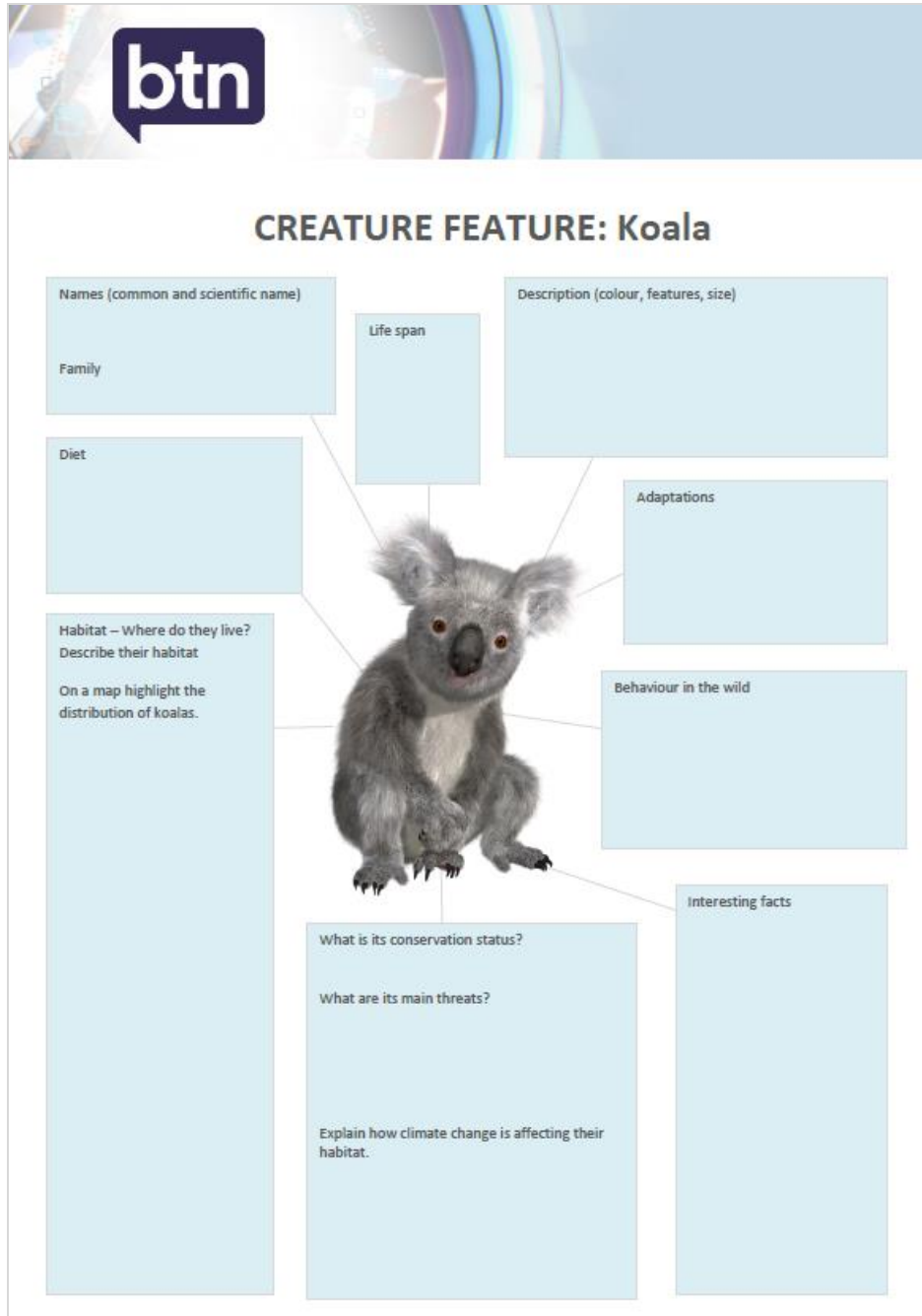
- Climate change
- Vulnerable
- Species
- Conservation
- Habitat
- Marsupial
- Threat
- Rising sea levels
- Deforestation



ACTIVITY

Creature Feature

Students will research and write a *Creature Feature* about koalas. Display your research around the classroom. Use this [Creature Feature: Koala worksheet](#) to record your findings. Encourage students to use a range of sources to find their information.



The worksheet is titled "CREATURE FEATURE: Koala" and features a central image of a koala. Surrounding the koala are ten light blue rectangular boxes, each connected to the central image by a line. The boxes are labeled as follows:

- Names (common and scientific name)**
- Family**
- Life span**
- Description (colour, features, size)**
- Diet**
- Adaptations**
- Habitat – Where do they live? Describe their habitat**
On a map highlight the distribution of koalas.
- Behaviour in the wild**
- Interesting facts**
- What is its conservation status?**
- What are its main threats?**
- Explain how climate change is affecting their habitat.**

Koala conservation

Do you live near or in an area where koalas live? Get involved in koala conservation! Students will research koala habitat and then design a school garden to increase the amount of habitat available to koalas. Find out what the main [koala food trees](#) are in your area and plant a tree in your school yard. Alternatively contact your local council to volunteer for bush regeneration to help protect koala habitat.

ACTIVITY

Koala Tracker

Watch BTN's [Koala Tracker](#) story and then respond to the following questions:

1. Explain the *Koala Tracker* story to another person.
2. Why is Maya looking for koala poo?
3. Why is it difficult to find koalas?
4. What is happening to the koala population in many parts of Australia?
5. What are the threats to koalas?
6. Explain why dogs like Maya are good at finding koala poo.
7. Why do you think stamina is important?
8. Why is training important?
9. How has Maya's life changed since becoming a poo detection dog?
10. What did you like about the *Koala Tracker* story?



ACTIVITY

Campaign

Design a public education campaign to raise awareness about koalas and the affect that climate change is having on their habitat. Think about your campaign's aim, your target audience, and the value of raising awareness at your school.

Use [Canva](#) to design a poster to put up around your school and the wider community.



ACTIVITY

Be a reporter for a day

As a class, read the [ABC News report](#) from June 2017 – “Climate change, rising sea levels putting Australia's koalas at risk”. Using your own words, write an online news report for kids about koalas and how their habitat is at risk.

- Think about the language and tone you will use in your report. Is it appropriate for a young audience?
- Write a headline that is short and to the point.
- Use words and pictures in your report. Use captions for any photos included in your report.
- Present the facts and/or opinions clearly and accurately.